

Volunteer's learning programme



About the Volunteer's learning programme

The aim of the Volunteer's learning programme is to ensure that all volunteers in health and social care have the same basic learning when they start in their role. Completion of induction training supports the process for ensuring that they are safe in the volunteering environment.

The certificate involves completing 11 core modules and 1 optional module

- [Roles and Responsibilities of a Volunteer](#)
- [Communications for Volunteers](#)
- [Data Security Awareness for Volunteers](#)
- [Conflict Resolution for Volunteers](#)
- [Equality, Diversity and Human Rights for Volunteers](#)
- [Safeguarding Adults for Volunteers](#)
- [Safeguarding Children for Volunteers](#)
- [Preventing Radicalisation \(Basic Awareness\) for Volunteers](#)
- [Mental Health Awareness for Volunteers](#)
- [Health, Safety and Infection Prevention and Control for Volunteers](#)
- [Fire Safety for Volunteers](#)
- [Moving and Assisting for Volunteers \(optional\)](#) -Although this is optional on the website please ensure you have completed this one as well

Optional extra modules

There are also some additional modules that if you wish to complete you can but are not required to gain the certificate. They may of course though help support you in your role

- [Child Sexual Exploitation for Volunteers \(optional\)](#)
- [Fluids and Nutrition for Volunteers \(optional\)](#)
- [Resuscitation \(Basic Life Support\) for Volunteers \(optional\)](#)

How to register (1)

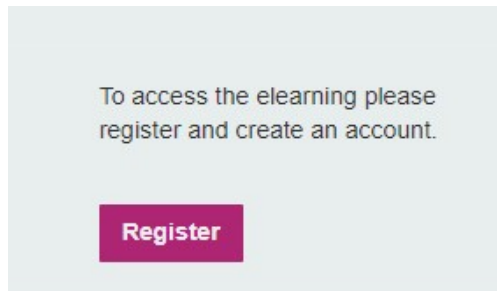
To register please click on the below link where you can find details about the certificate

- [Volunteer Learning - elearning for healthcare \(e-lfh.org.uk\)](http://e-lfh.org.uk)

Then in the top right hand corner choose the below icon



You will then be taken to through to the next page [HEE elfh Hub \(e-lfh.org.uk\)](http://HEE.elfh.org.uk) where you will need to click on the below icon



How to register (2)

You will the need to enter an email address (personal ones are fine)

Registration

Ideally you should provide a work email address, if you have one, so that your registration results in the most appropriate access to e-learning content.

NOTE: If you use a personal email address, the available e-learning content should be sufficient for those working in social care, volunteers and for individuals registering for personal use.

Work email address

Confirm work email address

How to register (3)

Please then complete your registration details- your role is Volunteer Health and the primary speciality is not applicable

Registration Details

Your details

Email address <input type="text" value="proudto.volunteer@uhd.nhs.uk"/>	Secondary email address <input type="text"/>
First name <input type="text"/>	Preferred name <input type="text"/>
Last name <input type="text"/>	Country <input type="text" value="Select Country..."/>

Your Current Role

Job Role (Staff Group) <input type="text"/>	<input type="text"/>
Grade <input type="text" value="Select Grade..."/>	Primary Specialty <input type="text" value="Select Specialty..."/>

Place of work

Start date <input type="text" value="09 Jun 2023"/> 	Place of work <input type="text" value="Enter your ODS code (if known) or work place postcode to start searching"/>
---	---

Register

How to register (4)

When choosing your place of work, choose your site (Christchurch based volunteers please choose Royal Bournemouth Hospital)

Primary Specialty

Search for: university hospitals dorset

UNIVERSITY HOSPITALS DORSET - ROYAL BOURNEMOUTH HOSPITAL - COV BOOST COVID19 TRIALS, UNIVERSITY HOSPITALS DORSET NHS FOUNDATION TRUST (NHS TRUST SITE)
Address: CASTLE LANE EAST, BH7 7DW
Org Code: V0F2L

UNIVERSITY HOSPITALS DORSET NHS FOUNDATION TRUST, DORSET STP (NHS TRUST)
Address: MANAGEMENT OFFICES, POOLE HOSPITAL, LONGFLEET ROAD, BH15 2JB
Org Code: R0D

Enter your ODS code (if known) or work place postcode to start searching

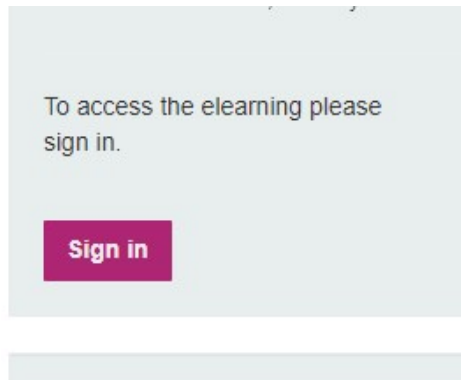
How to register (5)

You will then be taken to a page stating that an email has been sent to your email and with your username and temporary password

Once the email has been received please follow the instructions to change your password and log in

Completing the training (1)

Once you have created your password please sign in on the below page choosing the below option [HEE elfh Hub \(e-lfh.org.uk\)](https://e-lfh.org.uk)




When you first sign in you will need to accept the T&C's and provide some answers to security questions and confirm your role and then complete the registration.




Once logged in choose the volunteers learning in the full catalogue (found at the bottom of the catalogue list)







Completing the training (2)

To complete each module you will need to click on each one and then click on Enrol

 Roles and Responsibilities of a Volunteer (updated COVID-19)   

 Roles and Responsibilities of a Volunteer (updated COVID-19)   **Enrol**

 Roles and Responsibilities of a Volunteer (updated COVID-19)
Last accessed: 09 Jun 2023    **Play**

Completing the training (3)

Upon successful completion of the knowledge quiz the module will have a green tick on the right of the yellow folder as per the below



Once you have passed the module you will need to click on the white certificate icon and download the certificate and summary report for your records.



Completing the training (4)

Once you have completed all learning please click on **my activity>reports** and then download as a PDF the **programme/course summary** and send across showing that you have passed to uhd.proudto.volunteer@nhs.net

Create a report

1. Select a report

Activity record (itemised)

Activity record (summarised)

Programme / Course summary

Programme / Course summary

This report will list all the sessions in the programme and courses. It will summarise your activity against those sessions. It will show the programme, course, session name, number of times you have accessed that session, highest score, total time spent, most recent activity date, last date the session was completed and the status.



Download as PDF