



Differences between CME T34 syringe pump and BodyGuard™T syringe pump

Labelling
CME Medical or
McKinley T34

T34™ Version 2 - Battery Life 2-3 Days



Display Keys
Written keys

LED Light
Red
Green



Battery
Safety Label Present
Battery Life 2-3 days
Remove battery when not in use

No Drainage Hole

Labelling
BD BodyGuard™ T

BD BodyGuard™ T - Battery Life 1½ - 2 Days



Display Keys
Universal Symbols

LED Light
Red
Yellow
Green



Battery
No Safety Label
Battery Life 1½ - 2 days
Keep battery in when not in use

Drainage Hole
Present



BodyGuard™ T Syringe Pump



Date and Time Setting

Backup Battery Depletion If the internal backup battery has been depleted, the pump displays an alarm and requires you to enter the current date and time.

To enter date and time, follow these instructions




1. Press the  key.

Time & Date
Incorrect date/time
Press ► to restore




2. Press the  key or the  key to change year, then press the  key.

16.08.2020 10:30:45
Year 20
Change ▲▼, Press ►




NOTE: Press the  key to go back to the previous step.

3. Press the  key or the  key to change month, then press the  key.




16.08.2020 10:30:45
Month 08
Change ▲▼, Press ►

4. Press the  key or the  key to change date, then press the  key.

16.08.2020 10:30:45
Date 16
Change ▲▼, Press ►

5. Press the  key or the  key to change hour, then press the  key.

16.08.2020 10:30:45
Hours 10
Change ▲▼, Press ►

6. Press the  key or the  key to change minutes, then press the  key.

16.08.2020 10:30:45
Minutes 30
Change ▲▼, Press ►